



# Diesel Generator set QSK60 series engine



> Specification sheet  
1600kVA - 2500kVA 50Hz  
1825kW - 2250kW 60Hz



## Description

This Cummins® Power Generation commercial generator set is a fully integrated power generation system, providing optimum performance, reliability, and versatility for stationary standby, prime power, and continuous duty applications.



This generator set is available with CE certification.

2000/14/EC

All enclosed products are designed to meet or exceed EU noise legislation 2000/14/EC step 2006.

ISO8528

This generator set has been designed to comply with ISO8528 regulation.



This generator set is designed in facilities certified to ISO9001 and manufactured in facilities certified to ISO9001 or ISO9002.

## Features

Cummins® Heavy-Duty Engine - Rugged 4-cycle industrial diesel delivers reliable power, low emissions and fast response to load changes.

Permanent Magnet Generator (PMG) - Offers enhanced motor starting and fault clearing short circuit capability.

Alternator - Several alternator sizes offer selectable motor starting capability with low reactance 2/3 pitch windings; low waveform distortion with non-linear loads, fault clearing short-circuits capability, and class F or H insulation.


Control System - Standard PowerCommand® electronic control provides total system integration including remote start/stop, precise frequency and voltage regulation, alarm and status message display, AmpSentry protection, output metering, auto-shutdown.

Cooling System - Standard integral set-mounted radiator system, designed and tested for rated ambient temperatures, simplifies facility design requirements for rejected heat.

Warranty and Service - Backed by a comprehensive warranty and worldwide distributor network.

Model	Standby Rating		Prime Rating		Emissions Compliance	Datasheet	
	50Hz kVA (kW)	60Hz kW (kVA)	50Hz kVA (kW)	60Hz kW (kVA)		50Hz	60Hz
C1760 D5e	1760 (1408)	N/A	1600 (1280)	N/A	2g TA Luft	DS49-CPGK	N/A
C2000 D5	2063 (1650)	N/A	1875 (1500)	N/A	N/A	DS48-CPGK	N/A
C2000 D5e	2000 (1600)	N/A	1825 (1460)	N/A	2g TA Luft	DS50-CPGK	N/A
C2250 D5	2250 (1800)	N/A	2000 (1600)	N/A	N/A	DS52-CPGK	N/A
C2200 D5e	2200 (1760)	N/A	2000 (1600)	N/A	2g TA Luft	DS51-CPGK	N/A
C2500 D5A	2500 (2000)	N/A	2250 (1800)	N/A	4g TA Luft	DS53-CPGK	N/A
C2000 D6	N/A	2000 (2500)	N/A	1825 (2281)	N/A	N/A	DS86-CPGK
C2250 D6A	N/A	2250 (2813)	N/A	N/A	N/A	N/A	DS87-CPGK

Tel: +44(0)1977 658 100  
Fax: +44(0)1977 608 111



Diesel Generators  
To Power **YOUR** World  
[www.adeltd.co.uk](http://www.adeltd.co.uk)

## Generator Set Specifications

Governor Regulation Class	ISO8528 G2
Voltage Regulation, No Load to Full Load	± 0.5%
Random Voltage Variation	± 0.5%
Frequency Regulation	Isochronous
Random Frequency Variation	± 0.25%
EMC Compatibility	BS EN 61000-6-4 / BS EN 61000-6-2

## Engine Specifications

Design	4 cycle, V-black, turbo Charged and low temperature after-cooled
Bore	158.8 mm (6.25 in.)
Stroke	190.0 mm (7.48 in.)
Displacement	60.2 liters (3673 in.3)
Cylinder Block	Cast iron, 60°V 16 cylinder
Battery Capacity	2200 amps at ambient temperature 0°F to 32°F (-18°C to 0°C)
Battery Charging Alternator	40 amps
Starting Voltage	24-volt, negative ground
Fuel System	Direct injection
Fuel Filter	Triple element, spin on fuel filters with water separator
Air Cleaner Type	Dry replaceable element
Lube Oil Filter Type(s)	Four spin-on, combination full flow and bypass filters
Standard Cooling System	104°F (40°C) ambient radiator

## Alternator Specifications

Design	Brushless, 4 pole, drip proof revolving field
Stator	2/3 pitch
Rotor	Direct coupled by flexible disc
Insulation System	Class H
Standard Temperature Rise	150° C Standby
Exciter Type	PMG (Permanent Magnet Generator)
Phase Rotation	A (U), B (V), C (W)
Alternator Cooling	Direct drive centrifugal blower fan
AC Waveform Total Harmonic Distortion	No load < 1.5% . Non distorting balanced linear load < 5%
Telephone Influence Factor (TIF)	<50% per NEMA MG1-22.43
Telephone Harmonic Factor (THF)	<3%

## Available Voltages

50Hz Line – Neutral / Line – Line		60Hz Line – Neutral / Line – Line	
• 220/380	• 1905/3300	• 219/380	• 2400/4160
• 230/400	• 3640/6300	• 254/440	• 7200/12470
• 240/415	• 3810/6600	• 277/480	• 7620/13200
• 254/440	• 6350/11000	• 347/600	• 7970/13800

## Generator Set Options

### Engine

- Heavy Duty air filter
- Water jacket heater 220/240 v

### Cooling

- Antifreeze 50/50 (Ethylene glycol)

### Alternator

- Alternator heater
- High humidity isolation
- Exciter voltage regulator (PMG)

### Control Panel

- 3 pole Main Circuit Breaker
- 4 pole Main Circuit Breaker

### Warranty

- 5 years for Standby application
- 2 years for Prime application

### Silencer

- 9 dB attenuation critical silencer
- 25 dB residential - delivered loose

Tel: +44(0)1977 658 100  
Fax: +44(0)1977 608 111



**ADVANCED**<sup>®</sup>  
Diesel Engineering Ltd.

Diesel Generators  
To Power **YOUR** World  
[www.adeltd.co.uk](http://www.adeltd.co.uk)

## Control System - PCC3201

The PowerCommand™ 3201 Control is a microprocessor-based generator set monitoring, and control system.

The control provides an operator interface to the genset, digital voltage regulation, digital governing and generator set protective functions.

The PowerCommand™ 3201 generator set control is suitable for use on a wide range of generator sets in nonparalleling and paralleling applications.

The PowerCommand™ Control can be configured for any frequency, voltage and power connection configuration from 120 to 13,800 VAC for 50Hz or 60Hz operation.

Power for the control is derived from the generator set starting batteries. The control functions over a voltage range from 8VDC to 35VDC.

### Major Features

- Digital Full Authority Electronic Engine Controls for Cummins HPI-PT fuel systems.
- Digital Voltage Regulation with 3-phase sensing.
- AmpSentry™ Protection for true alternator overcurrent protection.
- Analog and Digital AC Output Metering.
- Battery Monitoring System to sense and warn against a weak battery condition.
- Digital Alarm and Status Message Display.
- Generator set Monitoring: Displays status of all critical engine and alternator generator set functions.
- Smart Starting Control System: Integrated fuel ramping to limit black smoke and frequency overshoot.
- Advanced Serviceability using InPower, a PC-based software service tool.

### Control System

Includes all functions to locally or remotely start and stop, and protect the generator set.

Control Switch - RUN/OFF/AUTO

OFF Mode - the generator set is shut down and cannot be started.

RUN mode the generator set will execute its start sequence.

AUTO mode, the generator set can be started with a start signal from a remote device.

LED Indicating Lamps – includes LED indicating lamps for the following functions:

- Not-in-auto mode
- Common wiring
- Shutdown
- Remote start command
- Panel lamps and switch.
- Operator panel can be illuminated by a series of high-intensity LED Lamps
- Fault Reset Switch. Allows the operator to reset the control after a warning or shutdown condition.
- Emergency Stop Switch. Immediate shut down of the generator set on operation.

Base Engine Protection:

- Overspeed shutdown
- Low Oil Pressure Warning / Shutdown
- High Engine Temperature Warning / Shutdown
- Underspeed / Sensor Fail Shutdown
- Fail to Start / Fail to Crank
- Low / high battery voltage

### Options

Integrated PowerCommand Digital Paralleling Controls  
Key Type Mode Selector Switch  
Exhaust Temperature Monitoring  
PowerCommand Network  
Alternator Temperature Alarm(s).  
Refer to the PowerCommand Controls Technical Bulletin for detailed information (S1444b)



Tel: +44(0)1977 658 100  
Fax: +44(0)1977 608 111



**ADVANCED**<sup>®</sup>  
Diesel Engineering Ltd.

Diesel Generators  
To Power **YOUR** World  
[www.adeltd.co.uk](http://www.adeltd.co.uk)

## Ratings Definitions

### Emergency Standby Power (ESP):

Applicable for supplying power to varying electrical load for the duration of power interruption of a reliable utility source. Emergency Standby Power (ESP) is in accordance with ISO 8528. Fuel Stop power in accordance with ISO 3046, AS 2789, DIN 6271 and BS 5514.

### Limited-Time running Power (LTP):

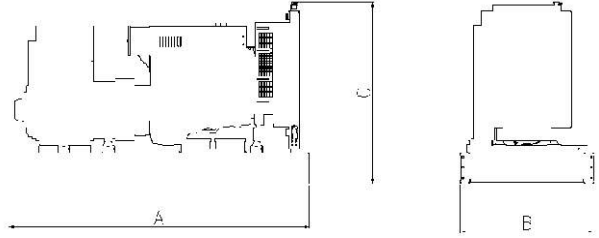
Applicable for supplying power to a constant electrical load for limited hours. Limited Time Running Power (LTP) is in accordance with ISO 8528.

### Prime Power (PRP):

Applicable for supplying power to varying electrical load for unlimited hours. Prime Power (PRP) is in accordance with ISO 8528. Ten percent overload capability is available in accordance with ISO 3046, AS 2789, DIN 6271 and BS 5514.

### Base Load (Continuous) Power (COP):

Applicable for supplying power continuously to a constant electrical load for unlimited hours. Continuous Power (COP) in accordance with ISO 8528, ISO 3046, AS 2789, DIN 6271 and BS 5514.



This outline drawing is to provide representative configuration details for Model series only.

See respective model data sheet for specific model outline drawing number.

Do not use for installation design.

Model	Dim "A" mm	Dim "B" mm	Dim "C" mm	Set weight* dry kg	Set weight* wet kg
C1760 D5e	6175	2494	3422	15072	15736
C2000 D5	6175	2286	2537	14649	15152
C2000 D5e	6175	2494	3422	15072	16258
C2250 D5	6175	2286	2537	15510	15366
C2200 D5e	6175	2494	3422	15808	16472
C2500 D5A	6175	2494	3116	16690	17217
C2000 D6	6175	2286	2537	14863	15366
C2250 D6A	6175	2494	3116	16690	17217

\*Note: Weights represent a set with standard features. See outline drawings for weights of other configurations.

**Advanced Diesel Engineering Ltd.**

**14 Langthwaite Business Park**

**South Kirkby, Pontefract**

**WF9 3AP, ENGLAND**

**Tel: +44(0)1977 658 100**  
**Fax: +44(0)1977 608 111**



**ADVANCED**<sup>®</sup>  
 Diesel Engineering Ltd.

**Diesel Generators**  
 To Power **YOUR** World  
[www.adeltd.co.uk](http://www.adeltd.co.uk)