

Model: C80 D5
 Frequency: 50Hz
 Fuel Type: Diesel

» Generator set data sheet

80 kVA Standby



Spec sheet:	SS3-CPGK
Noise data sheet (Open/enclosed):	ND50-OS550 / ND50-CS550
Airflow data sheet:	AF50-550
Derate data sheet (Open/enclosed):	DD50-OS550 / DD50-CS550
Transient data sheet:	TD50-550


Fuel consumption	Standby				Prime			
	kVA (kW)				kVA (kW)			
Ratings	80 (64)				72.5 (58)			
Load	1/4	1/2	3/4	Full	1/4	1/2	3/4	Full
US gph	1.0	1.8	2.7	3.7	1.1	1.8	2.6	3.3
L/hr	5	8	13	17	5	8	12	15

Engine	Standby rating	Prime rating
Engine manufacturer	Cummins	
Engine model	4BTA3.9G1	
Configuration	4 Cycle; In-line; 4 Cylinder Diesel	
Aspiration	Turbo Charged and Acket Water aftercooled	
Gross engine power output, kWm	73	66
BMEP at set rated load, kPa	1493	1352
Bore, mm	102	
Stroke, mm	120	
Rated speed, rpm	1500	
Piston speed, m/s	6	
Compression ratio	16.5:1	
Lube oil capacity, L	9.5	
Overspeed limit, rpm	1800 ±50	
Regenerative power, kW	11.9	
Governor type	Mechanical	
Starting voltage	12 Volts DC	

Fuel flow	
Maximum fuel flow, L/hr	31
Maximum fuel inlet restriction, mm Hg	102
Maximum fuel inlet temperature (°C)	60

Air	
Combustion air, m ³ /min	4.3
Maximum air cleaner restriction, kPa	6.2

Tel: +44(0)1977 658 100
 Fax: +44(0)1977 608 111



Diesel Generators
To Power YOUR World
www.adeltd.co.uk

Exhaust	Standby rating	Prime rating
Exhaust gas flow at set rated load, m ³ /min	10.7	9.98
Exhaust gas temperature, °C	505	475
Maximum exhaust back pressure, kPa	10.2	

Standard set-mounted radiator cooling		
Ambient design, °C	50	
Fan load, KW _m	2	
Coolant capacity (with radiator), L	10.6	
Cooling system air flow, m ³ /min @ 12.7mmH ₂ O	1.3	
Total heat rejection, BTU/min	2175	1980
Maximum cooling air flow static restriction mmH ₂ O	19.1	

Open set derating factors kVA (kW)

Note: Standard open genset options running at 400V, 150m above sea level. For enclosed product derates, please refer to datasheet - DD50-CS550.

	27°C	40°C	45°C	50°C	55°C
Standby	79.8 (63.8)	77 (61.6)	74.8 (59.8)	72.4 (57.9)	70.1 (56.1)
Prime	71.9 (57.5)	70 (56)	67.9 (54.3)	65.8 (52.6)	63.8 (51)

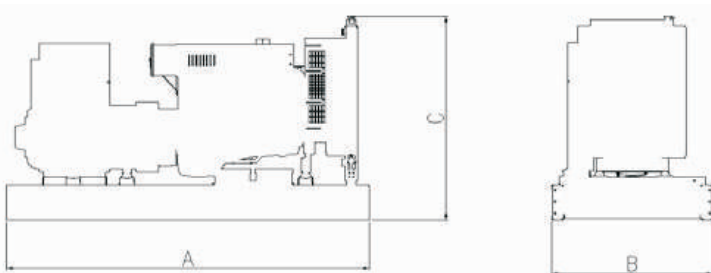
Weights*	Open	Enclosed
Unit dry weight kgs	1014	1654
Unit wet weight kgs	1050	1785

* Weights represent a set with standard features. See outline drawing for weights of other configurations

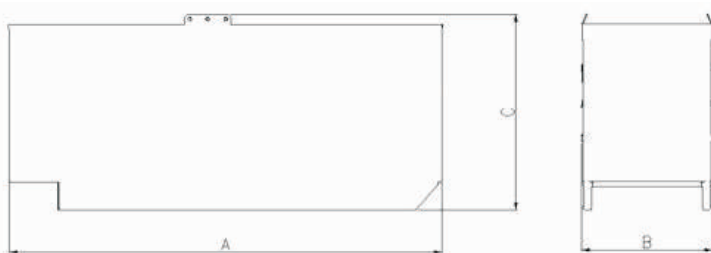
Dimensions	Length	Width	Height
Standard open set dimensions	1950	1046	1221
Enclosed set standard dimensions	2279.5	1084	1478

Genset outline

Open set



Enclosed set



Outlines are for illustrative purposes only. Please refer to the genset outline drawing for an exact representation of this model.

Tel: +44(0)1977 658 100
Fax: +44(0)1977 608 111



ADVANCED[®]
Diesel Engineering Ltd.

Diesel Generators
To Power **YOUR** World
www.adeltd.co.uk

Alternator data

Feature code	Connection ¹	Temp rise degrees C	Duty ²	Alternator	Voltage
B681	Wye, 3 Phase	163/125	S/P	UC224F	380-415V

Ratings definitions

Emergency Standby Power (ESP)	Limited-Time running Power	Prime Power (PRP):	Base Load (Continuous) Power
Applicable for supplying power to varying electrical load for the duration of power interruption of a reliable utility source. Emergency Standby Power (ESP) is in accordance with ISO 8528. Fuel Stop power in accordance with ISO 3046, AS 2789, DIN 6271 and BS 5514.	Applicable for supplying power to a constant electrical load for limited hours. Limited Time Running Power (LTP) is in accordance with ISO 8528.	Applicable for supplying power to varying electrical load for unlimited hours. Prime Power (PRP) is in accordance with ISO 8528. Ten percent overload capability is available in accordance with ISO 3046, AS 2789, DIN 6271 and BS 5514.	Applicable for supplying power continuously to a constant electrical load for unlimited hours. Continuous Power (COP) in accordance with ISO 8528, ISO 3046, AS 2789, DIN 6271 and BS 5514.

Formulas for calculating full load currents:

Three phase output

Single phase output

$$\frac{\text{kW} \times 1000}{\text{Voltage} \times 1.73 \times 0.8}$$

$$\frac{\text{kW} \times \text{SinglePhaseFactor} \times 1000}{\text{Voltage}}$$


Advanced Diesel Engineering Ltd.

14 Langthwaite Business Park

South Kirkby, Pontefract

WF9 3AP, ENGLAND

Tel: +44(0)1977 658 100
Fax: +44(0)1977 608 111



Diesel Generators
To Power **YOUR** World
www.adeltd.co.uk