

Model: C825 D5
 Frequency: 50Hz
 Fuel Type: Diesel

» Generator set data sheet

825 kVA Standby



Spec sheet:	SS11-CPGK
Noise data sheet (Open/enclosed):	ND50-OSHHP / ND50-CS550
Airflow data sheet:	AF50-HHP
Derate data sheet (Open/enclosed):	DD50-OSHHP / DD50-CSHHP
Transient data sheet:	TD50-HHP


Fuel consumption	Standby				Prime			
	kVA (kW)				kVA (kW)			
Ratings	825 (660)				750 (600)			
Load	1/4	1/2	3/4	Full	1/4	1/2	3/4	Full
US gph	10.3	19.1	27.8	36.5	9.5	17.5	25.4	33.3
L/hr	47	87	126	166	43	80	116	151

Engine	Standby rating	Prime rating
Engine manufacturer	Cummins	
Engine model	QSK23-G3	
Configuration	Cast Iron, In-line 6 Cylinder	
Aspiration	Turbo Charged and After-Cooled	
Gross engine power output, kWm	768	701
BMEP at set rated load, kPa	2427	2268
Bore, mm	170	
Stroke, mm	170	
Rated speed, rpm	1500	
Piston speed, m/s	8.51	
Compression ratio	16:1	
Lube oil capacity, L	102	
Overspeed limit, rpm	1800 ±50	
Regenerative power, kW	72	
Governor type	Electronic	
Starting voltage	24 Volts DC	

Fuel flow	
Maximum fuel flow, L/hr	685
Maximum fuel inlet restriction, mm Hg	203
Maximum fuel inlet temperature (°C)	71

Air	
Combustion air, m ³ /min	49.3
Maximum air cleaner restriction, kPa	6.2

Tel: +44(0)1977 658 100
 Fax: +44(0)1977 608 111



Diesel Generators
 To Power **YOUR** World
www.adeltd.co.uk

Exhaust

	Standby rating	Prime rating
Exhaust gas flow at set rated load, m ³ /min	140.1	131
Exhaust gas temperature, °C	550	541
Maximum exhaust back pressure, kPa	10.1	

Standard set-mounted radiator cooling

Ambient design, °C	50	
Fan load, KW _m	16	
Coolant capacity (with radiator), L	89	
Cooling system air flow, m ³ /min @ 12.7mmH ₂ O	14.7	
Total heat rejection, BTU/min	20965	19196
Maximum cooling air flow static restriction mmH ₂ O	19.1	

Open set derating factors kVA (kW)

Note: Standard open genset options running at 400V, 150m above sea level. For enclosed product derates, please refer to datasheet - DD50-CSHHP.

	27°C	40°C	45°C	50°C	55°C
Standby	825 (660)	825 (660)	805 (644)	RTF	RTF
Prime	750 (600)	750 (600)	732.5 (586)	RTF	RTF

Weights*

	Open	Enclosed
Unit dry weight kgs	6387	N/A
Unit wet weight kgs	6528	N/A

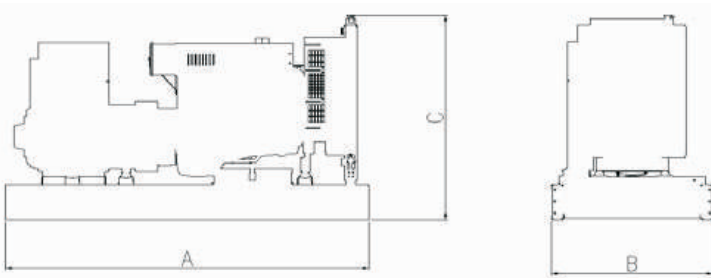
* Weights represent a set with standard features. See outline drawing for weights of other configurations

Dimensions

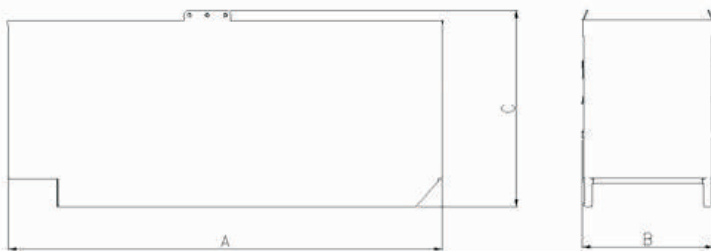
	Length	Width	Height
Standard open set dimensions	4266	1879	2052
Enclosed set standard dimensions	N/A	N/A	N/A

Genset outline

Open set



Enclosed set



Outlines are for illustrative purposes only. Please refer to the genset outline drawing for an exact representation of this model.

Tel: +44(0)1977 658 100
Fax: +44(0)1977 608 111



ADVANCED[®]
Diesel Engineering Ltd.

Diesel Generators
To Power **YOUR** World
www.adeltd.co.uk

Alternator data

Feature code	Connection ¹	Temp rise degrees C	Duty ²	Alternator	Voltage
B613	Wye, 3 Phase	163	S	HC6G	380-440V

Ratings definitions

Emergency Standby Power (ESP)	Limited-Time running Power	Prime Power (PRP):	Base Load (Continuous) Power
Applicable for supplying power to varying electrical load for the duration of power interruption of a reliable utility source. Emergency Standby Power (ESP) is in accordance with ISO 8528. Fuel Stop power in accordance with ISO 3046, AS 2789, DIN 6271 and BS 5514.	Applicable for supplying power to a constant electrical load for limited hours. Limited Time Running Power (LTP) is in accordance with ISO 8528.	Applicable for supplying power to varying electrical load for unlimited hours. Prime Power (PRP) is in accordance with ISO 8528. Ten percent overload capability is available in accordance with ISO 3046, AS 2789, DIN 6271 and BS 5514.	Applicable for supplying power continuously to a constant electrical load for unlimited hours. Continuous Power (COP) in accordance with ISO 8528, ISO 3046, AS 2789, DIN 6271 and BS 5514.

Formulas for calculating full load currents:

Three phase output

$$\frac{\text{kW} \times 1000}{\text{Voltage} \times 1.73 \times 0.8}$$

Single phase output

$$\frac{\text{kW} \times \text{Single Phase Factor} \times 1000}{\text{Voltage}}$$

Advanced Diesel Engineering Ltd.

14 Langthwaite Business Park

South Kirkby, Pontefract

WF9 3AP, ENGLAND

Tel: +44(0)1977 658 100
Fax: +44(0)1977 608 111



ADVANCED[®]
Diesel Engineering Ltd.

Diesel Generators
To Power **YOUR** World
www.adeltd.co.uk