GBW15Y

Main Features		
Frequency	Hz	50
Voltage	V	400
Power factor	cos ϕ	0.8
Phase		3

Power Rating		
Standby power LTP	kVA	13.46
Standby power LTP	kW	10.77
Prime power PRP	kVA	12.61
Prime power PRP	kW	10.09

Ratings definition (According to standard ISO8528 1:2005)

PRP - Prime Power:
It is defined as being the maximum power which a generating set is capable of delivering continuously whilst supplying a variable electrical load when operated for an unlimited number of hours per year under the agreed operating conditions with the maintenance intervals and procedures being carried out as prescribed by the manufacturer. The permissible average power output over 24 h of operation shall not exceed 70 % of the prime power.

LTP - Limited-Time running Power:
It is defined as the maximum power available, under the agreed operating conditions, for which the generating set is capable of delivering for up to 500 h of operation per year (whose no more than 300 for continuative use) with the maintenance intervals and procedures being carried out as prescribed by the manufacturers. No overload capability is available.

www.pramac.com

Engine specifications		
Engine manufacturer		Yanmar
Model		3TNV88F-UGPGE
[50Hz] Exhaust emission level		Stage V
Engine cooling system		Water
Nr. of cylinder and disposition		3 in line
Displacement	cm³	1642
Aspiration		Natural
Speed governor		Mechanical
Prime gross power PRP	kW	12.4
Maximum gross power LTP	kW	13.2
Oil capacity	l	6.7
Coolant capacity	l	2
Fuel		Diesel
Specific fuel consumption @ 75% PRP	g/kWh	227
Specific fuel consumption @ PRP	g/kWh	225
Starting system		Electric
Starting engine capability	kW	1.2
Electric circuit	V	12

Engine Equipment

Standards
The above ratings represent the engine performance capabilities to conditions specified in ISO 8528/1, ISO 3046/1:1986, BS 5514/1

Fuel system
• Direct injection system
• Fuel filter paper element
• Fuel pump Bosch in-Line

Lube oil system
• Forced feed system
• Trochoid pump
• Paper element lube oil filter

Induction system
• Mounted air filter

Cooling system
• Thermostatically-controlled system with gear-driven circulation pump and belt-driven pusher fan
• Mounted radiator and piping

www.pramac.com

Alternator Specifications		
Alternator		Linz
Model		E1S13MD
Voltage	V	400
Frequency	Hz	50
Power factor	cos ϕ	0.8
Type		Brushes
Poles		4
Voltage tolerance	%	4
Efficiency @ 75% load	%	85.4
Class		H
IP protection		21

The E1S/4 series includes three-phase 4 poles alternators with brushes and compound regulation.

Mechanical structure
Robust mechanical structure which permits easy access to the connections and components during routine maintenance check-ups.

Voltage accuracy:
± 4% from no load to full load, cosϕ = 0.8 at constant rotation speed.

Output voltage wave form:
The low harmonic content (<5%) allows supplying any type of load, including distorting loads.

Short circuit current:
In case of short circuit the permanent current exceeds rated current by three times, ensuring the correct operation of protections.

Overload:
10% overload for one hour every 6 hours is normally accepted. Short overloads can be very high (three times the rated current).

www.pramac.com

Genset equipment

BASE FRAME MADE OF WELDER STEEL PROFILE, COMPLETE WITH:

• Anti-vibration mountings properly sized

• Visual fuel level indicator

• Integrated support legs.

PLASTIC FUEL TANK, COMPLETE WITH:

• Filler neck

• Air breather (ventilation pipe)

• External fuel refilling

OIL DRAININ PIPE WITH CAP:

• Oil draining facilities

CANOPY:

• Single piece hinged soundproof canopy equipped with pneumatic arms and handles to lift up the canopy allowing easy access to the genset for maintenance purposes.

• Simple handling operations with central lifting eye



SOUNDPROOF:

• Noise attenuation thanks to soundproofing material (polyurethane foam) and efficient residential silencer placed inside the canopy.

www.pramac.com

Dimensional data		
Length	(L) mm	1645
Width	(W) mm	870
Height	(H) mm	1072
Dry weight	Kg	465
Fuel tank capacity	l	51
Fuel tank material		Plastic

Autonomy		
Fuel consumption @ 75% PRP	l/h	2.53
Fuel consumption @ 100% PRP	l/h	3.32
Running time @ 75% PRP	h	20.16
Running time @ 100% PRP	h	15.36

Noise level		
Guaranteed noise level (LWA)	dB(A)	93
Noise pressure level @ 7 m	dB(A)	64

dB GUARANTEE

Installation data		
Total air flow	m³/min	29.92
Exhaust gas flow @ PRP	m³/min	0.026
Exhaust gas temperature @ LTP	°C	425

Electrical Data		
Battery capacity	Ah	70
MAX current	A	19.43
Circuit breaker	A	20

Control panel availability	
MANUAL CONTROL PANEL	MCP
AUTOMATIC CONTROL PANEL	ACP

www.pramac.com

MCP - Manual control panel

Manual control panel, mounted on the genset and complete of: instrumentation, control, protection and sockets

INSTRUMENTATION (ANALOGUE)

- Voltmeter (1 phase)
- Ammeter (1 phase)
- Hours-counter

COMMANDS AND OTHERS

- Start/stop selector switch with key (Glow plugs preheating function also included).
- Emergency stop button

PROTECTION WITH ALARM

- Battery charger failure
- Low oil pressure
- High engine temperature
- Earth Fault

PROTECTIONS WITH SHUTDOWN

- Battery charger failure
- Low oil pressure
- High engine temperature
- Circuit breaker protection: III poles

OTHERS



- Cower protection power switch

OUT PUT PANEL MCP

Socket kit		Standard
Thermal protections		
3P+N+T CEE 400V 32A	n	1
3P+N+T CEE 400V 16A	n	1
2P+T CEE 230V 16A	n	2
230V 16A SCHUKO	n	1

www.pramac.com

ACP - Automatic control panel

Automatic control panel mounted on the genset, complete with digital control unit for monitoring, control and protection of the generating set.

INSTRUMENTATION DIGITAL

• Mains voltage.
• Generating set voltage (3 phases).
• Generating set frequency
• Generator set current (1 phase).
• Battery voltage
• Hours-counter.

COMMANDS AND OTHERS

• Four operation modes: OFF - Manual starting - Automatic starting - Automatic test
• Pushbutton for forcing Mains contactor or Genset contactor
• Push-buttons: start/stop, fault reset, up/down/page/enter selection
• Emergency stop button.
• Remote starting availability.
• DC system disconnection switch
• Automatic battery charger
• Settable PASSWORD for protection level

PROTECTIONS WITH ALARM

• Engine protections: low oil pressure, high engine temperature
• Genset protections: under/over voltage, overload, under/over frequency, starting failure, under/over battery voltage, battery charger failure

PROTECTIONS WITH SHUTDOWN

• Engine protections: low oil pressure, high engine temperature
• Genset protection: under/over voltage, overload, under/over battery voltage
• Circuit breaker protection: III poles
• Differential protection

OTHERS

• Cover protection Power switch



OUT PUT PANEL ACP

Plinth row for connection from ACP to LTS panel.		√
3P+N+T CEE 400V 32A	n	1

www.pramac.com

Supplements:	
To be ordered with the equipment	:

ENGINE SUPPLEMENTS

PHS - Coolant Pre-Heating System - available for models:	ACP

www.pramac.com

Accessories	
Items available as accessory equipment	
STR - Site trailer	•
RTR - Road Trailer	•

LTS - Load Transfer Switch [Accessories for ACP Automatic Control Panel]

The Load Transfer Switch (LTS) panel operates the power supply changeover between the generator and the Mains in backup applications, guarantying the feeding to the load within a short period of time.
It consists of a standalone cabinet which can be installed separate from the generating set. The logic control of the power supply changeover is operated by means of the Automatic Control panel mounted on the generating set, so therefore none logic device is required on the LTS panel.

www.pramac.com

The information is aligned with the Data file at the time of download. Printed on 11/03/2021 (ID 10719)

©2021 | PR INDUSTRIAL s.r.l. | All rights reserved | Image shown may not reflect actual package. Specifications subject to change without notice