

Water Cooled



Three Phase



50Hz



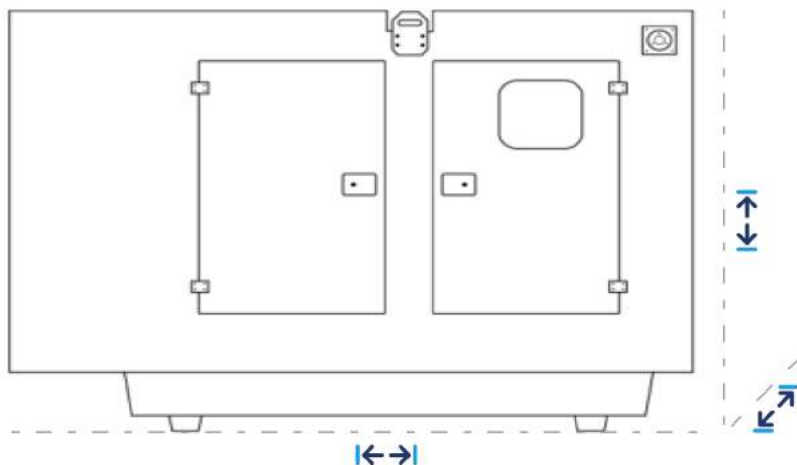
Non-Compliant




Diesel

	Generator Ratings (Prime/Standby)		
	AP30/S	AP45/S	AP60/S
PRIME POWER:	30 kVA 24 kW	45 kVA 36 kW	60 kVA 48 kW
STANDBY POWER:	33 kVA 26 kW	50 kVA 40 kW	66 kVA 53 kW
RPM:	1500	1500	1500
POWER FACTOR:	0.8	0.8	0.8

CANOPY GENERATORS



Dimensions & Weights			
	AP30/S	AP45/S	AP60/S
	2200	2200	2200
	1000	1000	1000
	1550	1550	1550
	1100	1350	1350



Security and Safety

- Control panel viewing window in a lockable access door
- Emergency stop push button mounted on enclosure exterior.
- Internal Fuel filling point and fuel gauge for safety and environmental purposes.
- External Oil Sump and Fuel excess sump, for servicing.
- Residential exhaust muffler mounted inside the canopy.

Excellent Service and Maintenance Access

- Large doors for easy servicing
- Radiator filling point on the roof (UK Standard)
- Colour coded wiring looms.

Transportability

- Lift hooks/Forklift space strong enough to support whole generator.

Specific Canopy Features:



As standard all our units come with an **Emergency Stop Button** on the outside, for health and safety reasons.



Oil and excess fuel drainage sump, ideal for servicing.

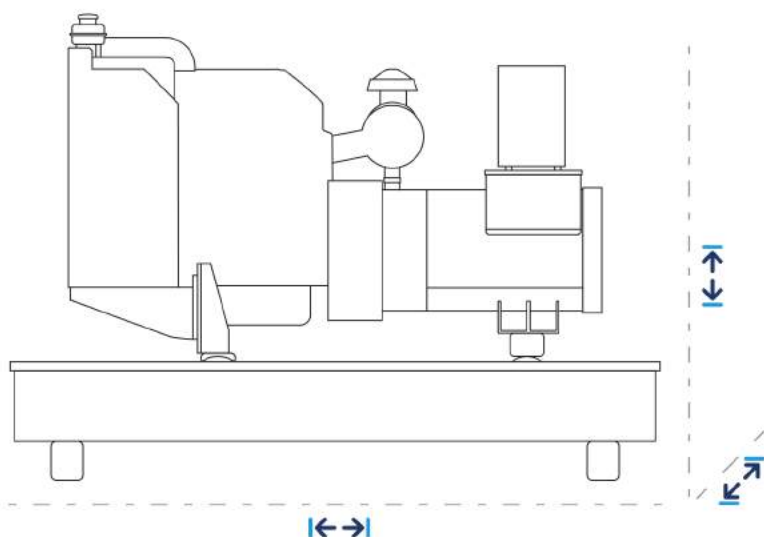


Lifting hooks, strong enough to support the generator when lifting, and doesn't protrude higher than the canopy roof.



Water Filling Point on the roof, to make easy access point for water filling.

OPEN TYPE GENERATORS



Dimensions & Weights			
	AP30/S	AP45/S	AP60/S
↔	1550	1640	1640
↙↘	750	750	750
↑↓	1310	1420	1420
⚖️	800	1000	1000

UK / EU Components.

Key Features

- Skid base manufactured from high grade steel
- Colour coded wiring looms (to aid maintenance)
- High quality, noise reducing silencer
- Anti vibration mounts, for the engine and alternator
- Mechanical fuel gauge for ease of checking
- Large robust fuel tank to provide a minimum of 8 hour operation time

- Easy fuel filling point
- Forklift space strong enough to support whole generator.

Security and Safety

- Lockable control panel
- Emergency stop button
- Cooling fan and battery charging alternator fully guarded.

Specific Open Type Features:



External Fuel Gauge allows for easy monitoring and filling.



UK Anti-Vibration Mounts, for the engine and alternator, to ensure the longevity of your generator.



High quality, noise reducing **Silencer**.



Large robust **fuel tank** to provide a minimum of 8 hour operation time (5-690kva)

		Fuel Consumption & Sound Levels		
		AP30/S	AP45/S	AP60/S
TANK CAPACITY: (Litres)		120	120	120
FUEL CONSUMPTION: (Litres per Hour)	110%	8.1	11.7	15.9
	100%	7.2	10.8	14.6
	75%	5.61	8.23	10.8
SOUNDPROOFED CANOPY	7M	69	69	69
dBA RATINGS: (75%)	1M	82	82	82

		Engine Technical Data		
		AP30/S	AP45/S	AP60/S
ENGINE BRAND:		Perkins	Perkins	Perkins
ENGINE MODEL:		1103A-33G	1103A-33TG1	1103A-33TG2
INDUCTION:		Nat. Aspirated	Turbo Charged	Turbo Charged
COOLING:		Water Cooled	Water Cooled	Water Cooled
GOVERNOR TYPE:		Mechanical	Mechanical	Mechanical
CYLINDER:		3	3	3
BORE STROKE (mm):		105 x 127	105 x 127	105 x 127
COMPRESSION RATIO:		19.25:1	17.25:1	17.25:1
DISPLACEMENT: (L)		3.3	3.3	3.3
OIL CAPACITY:		8.3	8.3	8.3

		Alternator Technical Data		
		AP30/S	AP45/S	AP60/S
ALTERNATOR MODEL:	MeccAlte	ECP28-VL/4	ECP32-1M/4	ECP32-2M/4
	Stamford	S0L2-P	S1L2-N	S1L2-Y
BEARINGS:		1	1	1
WINDING PITCH:		2/3	2/3	2/3
WIRES:		12	12	12
CLASS:		H	H	H
VOLTAGE REGULATOR:		AREP/AVR	AREP/AVR	AREP/AVR
PROTECTION:		IP23	IP23	IP23

AUTO START / MANUAL CONTROL PANEL (STANDARD)

Deep Sea Electronics is one of the world's top manufacturers of generator control, auto transfer switch and battery charger equipment.



DSE4520 Manual Control Module

Please see Deep Sea PLC Control Module brochure for full specification.



DSE4520 Auto Mains Failure Control Module

Please see Deep Sea PLC Control Module brochure for full specification.



DSE7000 Series – Auto Mains Failure Control Module

Please see Deep Sea PLC Control Module brochure for full specification.

OPTIONAL ACCESSORIES

Operation:

- Automatic Transfer Switches
- Manual Transfer Switches
- Automatic Fuel Transfer
- External Plug Sockets

Service & Maintenance:

- Minor & Major Service Parts
- Service Contracts (UK Customers)

Control:

- GSM Modem
- Remote Control Start

Further Options:

- Fuel Tanks – External/Large/Underground
- Bespoke Canopies (including Colour)
- Slow/Fast Trailer
- & Many More