

GSW115P Rental



Includes:

- Stage IIIa Diesel Engine**
- Mecc Alte Alternator**
- Bunded Base Fuel Tank**
- 3 Way Fuel Valve**
- Battery Isolator Switch**
- 230V / 400V Socket outlets**
- Busbar Chamber - Hardwire**
- Earth Spike**
- Oil Sump Drain Pump**

Picture for illustration only

Main Features

Frequency	Hz	50
Voltage	V	400
Power factor	cos ϕ	0.8
Phase and connection		3

Power Rating

Standby power LTP	kVA	116.00
Standby power LTP	kW	92.80
Prime power PRP	kVA	106.15
Prime power PRP	kW	84.92

Ratings definition (According to standard ISO8528 1:2005)

PRP - Prime Power:

It is defined as being the maximum power which a generating set is capable of delivering continuously whilst supplying a variable electrical load when operated for an unlimited number of hours per year under the agreed operating conditions with the maintenance intervals and procedures being carried out as prescribed by the manufacturer. The permissible average power output over 24 h of operation shall not exceed 70 % of the prime power.

LTP - Limited-Time running Power:

It is defined as the maximum power available, under the agreed operating conditions, for which the generating set is capable of delivering for up to 500 h of operation per year (whose no more than 300 for continuative use) with the maintenance intervals and procedures being carried out as prescribed by the manufacturers. No overload capability is available.

Engine specifications

Engine manufacturer	Perkins	
Model	1104D-E44TAG2	
Version	50 Hz	
Exhaust emission level	Stage IIIA	
Engine cooling system	Water	
Nr. of cylinder and disposition	4 in line	
Displacement	cm ³	4400
Aspiration	Turbocharged	
Speed governor	Electronic	
Prime gross power PRP	kW	95.5
Maximum gross power LTP	kW	105
Oil capacity	l	8
Lube oil consumption @ PRP (max)	%	0.15
Coolant capacity	l	17
Fuel	Diesel	
Specific fuel consumption @ 75% PRP	g/kWh	198
Specific fuel consumption @ PRP	g/kWh	217.5
Starting system	Electric	
Starting engine capability	kW	3
Electric circuit	V	12



Engine Equipment

Standards

The above ratings represent the engine performance capabilities to conditions specified in ISO 8528/1, ISO 3046/1:1986, BS 5514/1

Fuel system

Rotary type pump

Lube oil system

Wet steel sump with filler and dipstick

Filter

- Fuel filter
- Air filter
- Oil filter

Cooling system

- Mounted radiator
- Thermostatically-controlled system with belt driven coolant pump and pusher fan

Alternator Specifications

Brand	Mecc Alte	
Model	ECP34-2S/4	
Voltage	V	400
Frequency	Hz	50
Power factor	cos ϕ	0.8
Type	Brushless	
Poles	4	
Voltage regulation system	Electronic	
Standard AVR	DSR	
Voltage tolerance	%	1.5
Efficiency @ 75% load	%	92.5
Class	H	
IP protection	21	

Mechanical structure

Robust mechanical structure which permits easy access to the connections and components during routine maintenance check-ups.

Voltage regulator

Voltage regulation with DSR. The digital DSR controls the range of voltage, avoiding any possible trouble that can be made by unskilled personnel. The voltage accuracy is $\pm 1\%$ in static condition with any power factor and with speed variation between 5% and +30% with reference to the rated speed.

Windings / Excitation system


Generator stator is wound to 2/3 pitch. This eliminates triplen (3rd, 9th, 15th ...) harmonics on the voltage waveform and is found to be the optimum design for trouble-free supply of non-linear loads. The 2/3 pitch design avoids excessive neutral currents sometimes seen with higher winding pitches. MAUX (Standard): The MAUX MeccAlte Auxiliary Winding is a separate winding within the main stators that feeds the regulator. This winding enables to take an overload of 300% forced current (short circuit maintenance) for 20 seconds. This is ideal for motor starting requirements.

Insulation / Impregnation

Insulation is of class H standard. Impregnation is made with premium tropicalised epoxy resins by dipping and dripping. High voltage parts are impregnated by vacuum, so the insulation level is always very good. In the high-power models, the stator windings undergo a second insulation process. Grey protection is applied on the main and exciter stator to give enhanced protection.

Reference standards

Alternator manufactured according to , and complies with , the most common specification such as CEI 2-3, IEC 34-1, EN 60034-1, VDE 0530, BS 4999-5000, CAN/CSA-C22.2 No14-95-No100-95.



Genset equipment

BASE FRAME MADE OF WELDED STEEL PROFILE, COMPLETE WITH:

- Anti-vibration mountings properly sized
- Welded or Screwed support legs. (according to canopy size)

PLASTIC FUEL TANK WITH THE FOLLOWING COMPONENT:

- Filler neck
- Air breather (ventilation pipe)
- Minimum fuel level sensor

OIL DRAININ PIPE WITH CAP:

- Oil draining facilities

ENGINE COMPLETE WITH:



- Battery
- Liquids (no fuel)

CANOPY:

- Soundproof canopy made up of modular panels, realized with zined steel as treatment against corrosion and aggressive conditions, properly fixed and sealed allowing a full weatherproof enclosure.
- Easy access to the genset for maintenance purposes thanks to: Wide lateral access doors fixed by stainless steel hinges and provided with plastic lockable handles; Detachable panels, with screws holes protected by rubber tap.
- Control panel protection door provided with suitable window and lockable handle.
- Lateral air inlet opening properly protected and soundproofed. Exhaust air outlet from the roof, trough wet section protected by proper grid.
- Single detachable lifting eye placed on the roof.

SOUNDPROOF:

- Noise attenuation thanks to soundproofing material (rock wool)
- Efficient residential silencer placed inside the canopy



Dimensional data

Length	(L) mm	2400
Width	(W) mm	1000
Height	(H) mm	1685
Dry weight	Kg	1500
Fuel tank capacity	l	209



Autonomy

Fuel consumption @ 75% PRP	l/h	17.03
Fuel consumption @ 100% PRP	l/h	24.73
Running time @ 75% PRP	h	12.27
Running time @ 100% PRP	h	8.45

Noise level

Guaranteed noise level (LWA)	dB(A)	96
Noise pressure level @ 7 mt	dB(A)	67



Installation data

Total air flow	m ³ /min	177.67
Exhaust gas flow @ PRP	m ³ /min	15.99
Exhaust gas temperature @ LTP	°C	480

Data Current

Battery capacity	Ah	70
MAX current	A	167.44
Circuit breaker	A	160

Control panel availability

MANUAL CONTROL PANEL	MCP
MANUAL CONTROL PANEL FULL OPTION	MPF
AUTOMATIC CONTROL PANEL	ACP
MODULAR PARALLEL PANEL	MPP

MPF - Manual control panel full option

Mounted on the genset and complete of: analogue instrumentation, control, protection of the generating set, protected through door with lockable handle

INSTRUMENTATION (ANALOGUE)

- Voltmeter with selector switch (3 phases)
- Frequency meter
- Ammeter with selector switch (3 phases)
- Hours-counter
- Fuel level indicator
- Oil pressure indicator
- Engine temperature indicator

COMMANDS

- Start stop selector switch with key
- Emergency stop button

PROTECTION WITH ALARM

- Low fuel level
- Battery charger failure
- low oil pressure
- high engine temperature
- Earth Fault

PROTECTIONS WITH SHUTDOWN

- Low fuel level
- Battery charger failure
- low oil pressure
- high engine temperature
- Circuit breaker protection: III poles
- Emergency stop button

OTHERS PROTECTIONS

- Panel protected through door with lockable handle

OUT PUT PANEL MPF

ETB- External Terminal Board	ETB	
Socket kit	Standard	
Individual CB and Earth Fault protection		
3P+N+T 400V 63A	n	1
3P+N+T CEE 400V 32A	n	1
3P+N+T CEE 400V 16A	n	1
230V/16A 2P+T CEE	n	1
230V/16A SCHUKO	n	1

